



### District Report Card: 2017


|                          |                             |
|--------------------------|-----------------------------|
| <b>State:</b> Tamil Nadu | <b>District:</b> Coimbatore |
| <b>Class:</b> 3          | <b>Subject:</b> Language    |
| <b>Schools:</b> 39       | <b>Students:</b> 607        |


### Participation/Coverage


#### Students

| <b>GENDER</b><br> | Boys   |       | Girls  |       |
|--|--------|-------|--------|-------|
|  | Number | %     | Number | %     |
|  | 260    | 42.83 | 347    | 57.17 |

| <b>AREA</b><br> | Rural  |       | Urban  |       |
|---|--------|-------|--------|-------|
|   | Number | %     | Number | %     |
|   | 259    | 42.67 | 348    | 57.33 |

| <b>CATEGORY</b><br> | SC     |       | ST     |      | OBC    |       | GEN    |      |
|--|--------|-------|--------|------|--------|-------|--------|------|
|  | Number | %     | Number | %    | Number | %     | Number | %    |
|  | 188    | 30.97 | 1      | 0.16 | 378    | 62.27 | 40     | 6.59 |

| <b>CWSN</b><br> | LD | VI | HI | S&LD | ID | Oth |
|--|----|----|----|------|----|-----|
|  | 0  | 0  | 0  | 2    | 5  | 0   |

| <b>Management</b><br> | Government |       | Government-aided |       |
|--|------------|-------|------------------|-------|
|  | Number     | %     | Number           | %     |
|  | 442        | 72.82 | 165              | 27.18 |

### Average Performance of Students in Language (%)

| Overall | Gender |        | Area  |       | Management |       | Social Group |       |       |       |
|---------|--------|--------|-------|-------|------------|-------|--------------|-------|-------|-------|
|         | Male   | Female | Rural | Urban | Govt.      | Aided | SC           | ST    | OBC   | GEN   |
| 58.88   | 56.82  | 60.42  | 55.47 | 61.42 | 58.51      | 59.88 | 62.13        | 33.33 | 58.20 | 50.67 |

## Performance on Learning Outcomes (LOs)

| Learning Outcomes | Description   | Average Performance(%) |
|-------------------|---|------------------------|
| L304              | Reads small texts with comprehension i.e., identifies main ideas, details, sequence and draws conclusions | 59.06                  |
| L312              | Reads printed scripts on the classroom walls: poems, posters, charts etc.                                 | 58.52                  |

| Range of Performance of Students who Answered Correctly |       |           |       |           |       |           |       |
|---|-------|-----------|-------|-----------|-------|-----------|-------|
| Below 30%   |       | 30% - 50% |       | 50% - 75% |       | Above 75% |       |
| Number  | %     | Number    | %     | Number    | %     | Number    | %     |
| 68  | 11.20 | 150       | 24.71 | 243       | 40.03 | 146       | 24.05 |

## Lowest Performing Learning Outcomes (LOs)

1 - Reads printed scripts on the classroom walls: poems, posters, charts etc. (58.52)

2 - Reads small texts with comprehension i.e., identifies main ideas, details, sequence and draws conclusions (59.06)